

Lenguas Adicionales Inglés



Actividades para los estudiantes

Primer año

My daily routine at school!

Serie PROFUNDIZACIÓN - NES



Buenos Aires Ciudad

Ministerio de Educación de Gobierno de la Ciudad de Buenos Aires
08-06-2026



Vamos Buenos Aires

JEFE DE GOBIERNO
Horacio Rodríguez Larreta

MINISTRA DE EDUCACIÓN
María Soledad Acuña

SUBSECRETARIO DE PLANEAMIENTO E INNOVACIÓN EDUCATIVA
Diego Javier Meiriño

DIRECTORA GENERAL DE PLANEAMIENTO EDUCATIVO
María Constanza Ortiz

GERENTE OPERATIVO DE CURRÍCULUM
Javier Simón

GERENTA OPERATIVA DE LENGUAS EN LA EDUCACIÓN
Cristina Banfi

DIRECTOR GENERAL DE TECNOLOGÍA EDUCATIVA
Santiago Andrés

GERENTA OPERATIVA DE TECNOLOGÍA E INNOVACIÓN EDUCATIVA
Mercedes Werner

SUBSECRETARIA DE COORDINACIÓN PEDAGÓGICA Y EQUIDAD EDUCATIVA
Andrea Fernanda Bruzos Bouchet

SUBSECRETARIO DE CARRERA DOCENTE Y FORMACIÓN TÉCNICA PROFESIONAL
Jorge Javier Tarulla

SUBSECRETARIO DE GESTIÓN ECONÓMICO FINANCIERA Y ADMINISTRACIÓN DE RECURSOS
Sebastián Tomaghelli

SUBSECRETARÍA DE PLANEAMIENTO E INNOVACIÓN EDUCATIVA (SSPLINED)

DIRECCIÓN GENERAL DE PLANEAMIENTO EDUCATIVO (DGPLEDU)

GERENCIA OPERATIVA DE LENGUAS EN LA EDUCACIÓN (GOLE)

Cristina Banfi

COORDINACIÓN DE ESPECIALISTAS: Sandra Revale

ESPECIALISTA: María Laura Sebastiano

DIRECCIÓN GENERAL DE TECNOLOGÍA EDUCATIVA (DGTEDU)

GERENCIA OPERATIVA DE TECNOLOGÍA E INNOVACIÓN EDUCATIVA (INTEC)

Mercedes Werner

COLABORACIÓN DE ESPECIALISTAS DE EDUCACIÓN DIGITAL: Juan Martín Bregazzi, María de los Ángeles Villanueva

COORDINACIÓN DE MATERIALES Y CONTENIDOS DIGITALES (SSPLINED): Mariana Rodríguez

COLABORACIÓN: Manuela Luzzani Ovide

AGRADECIMIENTOS: Julieta Aicardi, Octavio Bally, Pilar Casellas, Ignacio Cismondi, Natalia López

EDICIÓN Y DISEÑO (GOC)

Edición: Gabriela Berajá, María Laura Cianciolo, Andrea Finocchiaro, Marta Lacour, Sebastián Vargas

Diseño gráfico: Silvana Carretero, Alejandra Mosconi, Patricia Peralta

Actualización web: Leticia Lobato

Este material contiene las actividades para los estudiantes presentes en *Lenguas adicionales. Inglés. My daily routine at school!* ISBN 978-987-673-421-9

La mención de empresas o productos de fabricantes en particular, estén o no patentados, no implica que el Ministerio de Educación del Gobierno de la Ciudad Autónoma de Buenos Aires, los apruebe o recomiende de preferencia a otros de naturaleza similar que no se mencionan.

Se autoriza la reproducción y difusión de este material para fines educativos u otros fines no comerciales, siempre que se especifique claramente la fuente. Se prohíbe la reproducción de este material para reventa u otros fines comerciales.

Las denominaciones empleadas en este material y la forma en que aparecen presentados los datos que contiene no implica, de parte del Ministerio de Educación del Gobierno de la Ciudad Autónoma de Buenos Aires, juicio alguno sobre la condición jurídica o nivel de desarrollo de los países, territorios, ciudades o zonas, o de sus autoridades, ni respecto de la delimitación de sus fronteras o límites.

En este material se evitó el uso explícito del género femenino y masculino en simultáneo y se ha optado por emplear el género masculino, a efectos de facilitar la lectura y evitar las duplicaciones. No obstante, se entiende que todas las menciones en el género masculino representan siempre a varones y mujeres, salvo cuando se especifique lo contrario.

Fecha de consulta de imágenes, videos, recursos digitales y textos disponibles en internet: 1 de febrero de 2018.

© Gobierno de la Ciudad Autónoma de Buenos Aires / Ministerio de Educación / Subsecretaría de Planeamiento e Innovación Educativa. Dirección General de Planeamiento Educativo / Gerencia Operativa de Currículum, 2018.

Subsecretaría de Planeamiento e Innovación Educativa / Dirección General de Planeamiento Educativo / Gerencia Operativa de Currículum. Av. Paseo Colón 275, 14° piso - C1063ACC - Ciudad Autónoma de Buenos Aires. Teléfono/Fax: 4340-8032/8030

© Copyright © 2018 Adobe Systems Software. Todos los derechos reservados. Adobe, el logo de Adobe, Acrobat y el logo de Acrobat son marcas registradas de Adobe Systems Incorporated.



¿Cómo se navegan los textos de esta serie?

Los materiales de Profundización de la NES cuentan con elementos interactivos que permiten la lectura hipertextual y optimizan la navegación. Estos reflejan la interactividad general de la serie.



Para visualizar correctamente la interactividad se sugiere bajar el programa [Adobe Acrobat Reader](#) que constituye el estándar gratuito para ver e imprimir documentos PDF.




Pie de página

 **Volver a vista anterior** — Al clicar regresa a la última página vista.

 — Ícono que permite imprimir.

 **4**  — Folio, con flechas interactivas que llevan a la página anterior y a la página posterior.

Portada

 — Flecha interactiva que lleva a la página posterior.

Menú interactivo

Actividades

Punto de partida

1^{ra} parte

2^{da} parte

3^{ra} parte

El texto tiene un menú en cada página, cuyos colores indican las secciones que contiene. Las pestañas se encienden señalando el lugar donde está ubicado el lector.

Íconos y enlaces

- 1 Símbolo que indica una cita o nota aclaratoria. Al clicar se abre un *pop-up* con el texto:

Ovidescim repti ipita
voluptis audi iducit ut
qui adis moluptur?
Quia poria dusam
serspero valoris quas
quid moluptur?

Los números indican las referencias de notas al final del documento.

El color azul y el subrayado indican un vínculo a la web o a un documento externo.



“Título del texto”

Indica enlace a un texto.



Indica enlace a un sitio o documento externo.



Indica actividad individual.



Indica actividad grupal.




Actividades

Part 1
Lead-in

Activity 1

Read the information about Paul Adams and answer the questions below the timetable.

Back to school!



My name is Paul Adams and I am 13 years old. I am from the UK and I live in London, near the city centre. In the future, I want to be a computer engineer. I go to Berckley Technology School. I am in Year 8, which is the second year of Key Stage 3* in secondary schools. I like my school because the teachers are great and my classmates are funny and friendly. I have a lot of friends at school! My favourite subjects are Maths and Science. My least favourite subjects are History and Geography. I go to school in the morning. This is my school timetable.

* [What is a Key Stage?](#) UK Education System. *World Class Teachers*.

	MONDAY	TUESDAY	WEDNESDAY	THURSDAY	FRIDAY
8:45 - 9:25	English	Maths	Geography	English	History
9:25 - 10:05	English	Maths	Geography	Maths	History
10:05 - 10:15	Break				
10:15 - 10:50	French	English	Citizenship	Study Skills	ICT (*)
10:50 - 11:35	French	English	Citizenship	ICT	ICT
11:35 - 11:45	Break				
11:45 - 12:20	Music	Science	Maths	PE (*)	Study Skills
12:20 - 1:00	Music	Science	Maths	PE	Computer Programming
1:00 - 2:15	Lunch Break				
2:15 - 2:55	Citizenship	Geography	PE	History	Computer Programming
2:55 - 3:25	English	Maths	ICT	History	Computer Programming
(*) ICT: Information and Communication Technology / (*) PE: Physical Education					



Actividades

a. How old is Paul?

b. Where is he from?

c. What is the name of his school?

d. Is he in Year 13?

e. Are his friends funny?

f. What are his favourite subjects?

G.C.A.B.A. | Ministerio de Educación | Subsecretaría de Planeamiento e Innovación Educativa.

 Activity 2

If you feel ready, you can also answer these questions about Paul Adams.

a. Where does he live?

b. Does he want to be a mechanical engineer?



Actividades

c. Why does he like his school?

d. Does he have a lot of friends at school?

e. When does he go to school?

f. What are his least favourite subjects?

Part 2 Development

Here's an interesting explanation about [the rules for telling the time in English](#). Read the explanation and then do the interactive exercises at the bottom of the webpage.

Activity 3

Read Paul's timetable and answer the following questions.

a. What time is English on Mondays?

b. What time is Maths on Thursdays?

c. What time is the first break?

d. What time is Citizenship on Wednesdays?

e. What time is ICT on Thursdays?



Actividades

f. What time is the second break?

g. What time is Science on Tuesdays?

h. What time is Computer Programming on Fridays?

i. What time is the lunch break?

j. What time is Geography on Tuesdays?

k. What time is History on Fridays?

l. What time is PE on Wednesdays?

 Activity 4

Watch the following video [“Teesside High School”](#) and underline the school subjects that can be associated with the images that appear in the video.

Maths - Science - ICT (Information and Communication Technology) - Physics - Maths - Chemistry - Geography - PE (Physical Education) Art - Drama - Music - Computer Programming.

You can use the following dictionaries to check some subjects.

[Word Reference](#)

[Wordnik](#)

[Dictionary](#)

[Wiktionary](#)

[Merriam-Webster](#)



Actividades

 Activity 5

Complete the following chart with the subjects from the previous activities. Then, practise the pronunciation of each subject using this dictionary:

 [MacMillan Dictionary](#)

Your school subjects

The rest of the subjects

--	--

--

Digital Tip: Practise the pronunciation of the subjects by recording yourself with the recording applications of your computer or any other digital devices that you have (cellphone, smartphone, tablet, etcetera). Save the files and then share them with your teacher. You can also use the following recording application: [Online voice recorder](#)

Culture Note


Paul goes to Berckley Technology School in London, UK. Compare your school timetable with Paul's timetable. What similarities and differences can you find between them as regards subjects, hours, breaks, etcetera?



Actividades

Activity 6

Work in pairs to complete Simon's timetable.



My best friend is Simon Howard. We play football in the same club. Simon doesn't go to Berckley Technology School because he doesn't like Science and Technology. His favourite subjects are Music, Art and Drama. Simon wants to be an actor. I think he's going to be a very famous actor! He goes to Guildford Art School and he's in Year 8 like me. Here's the timetable of his school for 1st year students.

Student A: You're going to ask questions about the following subjects: PE, Maths, French, History, Art and Music.

Here's an example of the exchange:

Student A: *What time is PE?*

Student B: *On Tuesdays, PE starts at half past eight and finishes at ten to ten. On Wednesdays, it starts at two o'clock and finishes at twenty to three.*

Student A					
	MONDAY	TUESDAY	WEDNESDAY	THURSDAY	FRIDAY
8:30 - 9:10	Science		English	Geography	ICT
9:10 - 9:50	Science		English		ICT
9:50 - 10:00	Break				
10:00 - 10:40		Geography		Study Skills	
10:40 - 11:20		Geography			
11:20 - 11:30	Break				
11:30 - 12:10	Study Skills	English	Citizenship		Citizenship
12:10 - 12:50	Drawing	English	Citizenship	Drama	English
12:50 - 2:00	Lunch Break				
2:00 - 2:40		English			Drama
2:40 - 3:25			ICT		Drama



Actividades

Student B: You're going to ask questions about the following subjects: ICT, Geography, Citizenship, Drama, Drawing and Science.

Here's an example of the exchange:

Student B: *What time is ICT?*

Student A: *On Wednesdays, ICT starts at twenty to three and finishes at twenty five past three. On Fridays, it starts at half past eight and finishes at ten to ten.*

Student B					
	MONDAY	TUESDAY	WEDNESDAY	THURSDAY	FRIDAY
8:30 - 9:10		PE	English		
9:10 - 9:50		PE	English	Maths	
9:50 - 10:00	Break				
10:00 - 10:40	History		Maths	Study Skills	French
10:40 - 11:20	History		Maths	History	French
11:20 - 11:30	Break				
11:30 - 12:10	Study Skills	English		Art	
12:10 - 12:50		English			English
12:50 - 2:00	Lunch Break				
2:00 - 2:40	Art	English	PE	Music	
2:40 - 3:25	Art	Maths		Music	

Culture Note

In the City of Buenos Aires, secondary schools are organized in two cycles. The first cycle comprises 1st and 2nd years and focuses on general education. The second cycle comprises 3rd, 4th and 5th years and focuses on different areas of study such as Arts, Communication, Natural Sciences, Humanities and Social Sciences, Economy and Management, Education, Maths and Physics, Physical Education, Languages, Agro-Environment, Literature and Tourism. Which area of study would you like to choose for the second cycle and why?

Actividades

 Activity 7

In this video [“The Solar Schools Project”](#) Ellie talks about an interesting school project.

a. Before you watch the video, check the meaning of these words using [WordReference](#).

*worried - become - self - sufficient - unused - renewable - meet - help - sell - buy - save
- invest - care - do your best.*

b. Watch the video and decide if these sentences are True or False.

1. Ellie is worried about the future of technology.
2. Ellie’s school is also part of the “Green Schools Project”.
3. Ellie’s school helps students become self-sufficient.
4. Ellie’s school sells the unused energy to the government.
5. Ellie’s school invests money into equipment and education.

If you feel ready, you can also do the following exercise. Watch the video [“The Solar Schools Project”](#) again and put these sentences in the correct order.

- Meet Ellie.
- There is a bakery near Ellie’s school.
- Ellie is doing her best to care for the planet.
- “The Solar Schools Project” helps Ellie’s school save money.
- In Ellie’s school, students learn about the importance of renewable energy.



Actividades

Activity 8

Watch the video [“Teesside High School”](#) from Activity 4 again and write a comment about it in the chart below. Give some information about yourself: name, age, country, school, most favourite subjects and least favourite subjects at school. Also, say if you like or don't like the video.

Post your comment here!

Part 3
Final task

Activity 9

You're going to carry out a survey to find out the favourite subjects in your school. During the break, ask questions to 10 students from different years to complete the following chart. Then, draw a bar chart to show the percentages of your results.

	Student 1	Student 2	Student 3	Student 4	Student 5	Student 6	Student 7	Student 8	Student 9	Student 10
Name										
Age										
Country										
School year										
Favourite subjects										



My daily routine at school!

Imágenes · Actividades para los estudiantes

Páginas 5, 10. Male boy, avatar. Pixabay, goo.gl/vFNxd2.

Fecha de consulta de imágenes disponibles en internet: 1 de febrero de 2018.



Vamos Buenos Aires



[/educacionba](#)

Ministerio de Educación del Gobierno de la Ciudad de Buenos Aires
08-06-2020

[buenosaires.gob.ar/educacion](https://www.buenosaires.gob.ar/educacion)